


# AutoTrain e-Learning



## AutoView

AutoView is a cloud like Lecture Capture system for Distance Learning Providers. It is intended to replace the more traditional PC based Lecture Capture software with a single, easy to manage, centralised service integrated with your VLE (Virtual Learning Environment) and operating entirely within the web browser. Our system is optimised for the fast, efficient capture of video lectures directly onto the VLE system, either as pre-recorded videos for later recall or live broadcasts.

Unlike competing products, AutoView operates as though it were a part of your VLE and does not require teachers or students to move out of the VLE environment in order to watch video courses or participate in live lecture broadcasts.

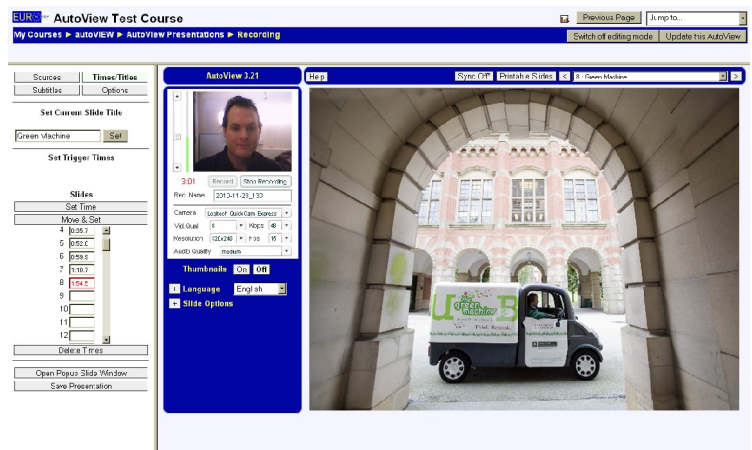
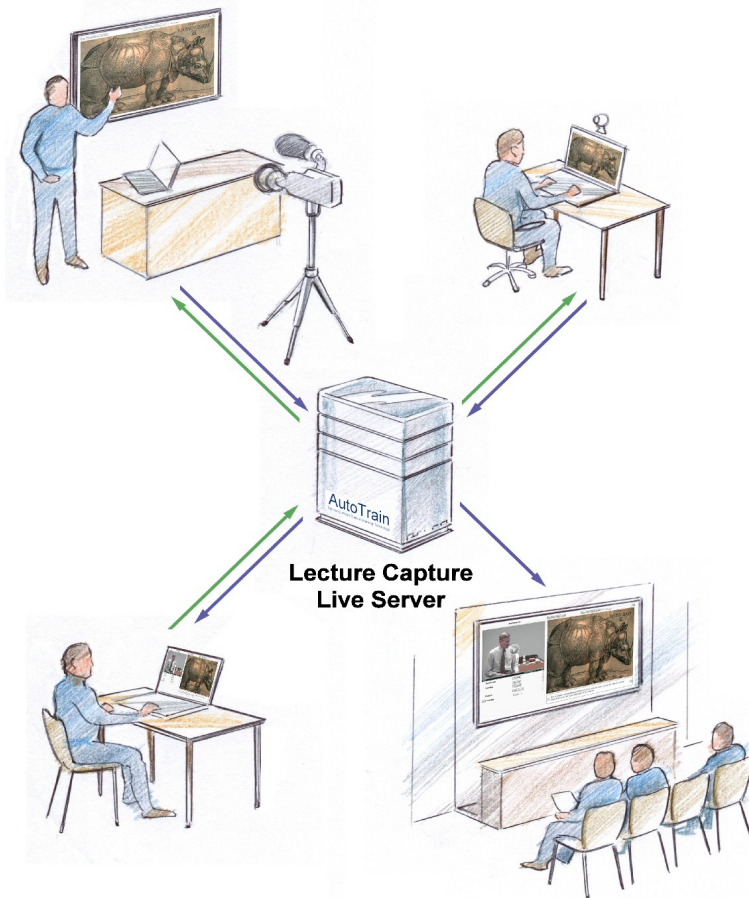


**A Pre-Recorded AutoView Presentation**

The AutoView system consists of three main parts:

- 1) The Moodle VLE Module, providing basic presentation editing functions.
- 2) The Lecture Capture Live Plugin, which adds the ability to record videos directly onto your server, or make a live broadcast.
- 3) Document conversion service, for easy processing of presentation slides into a format suitable for AutoView.


AutoTrain e-Learning can provide a complete hosting service for AutoView or provide suitable software for installation on your own servers.



**Recording with Lecture Capture Live**



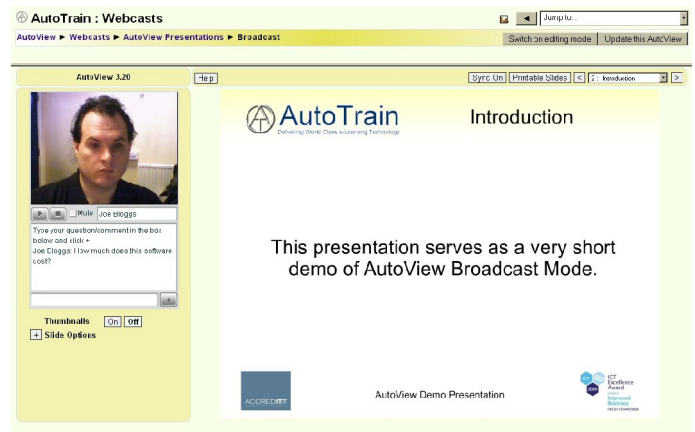
# AutoTrain e-Learning



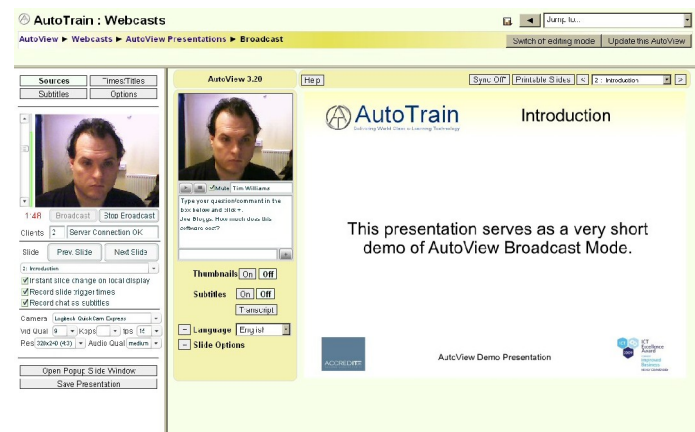
## AutoView Core System Features:

- Supports many plugins for video playback (Flash, Silverlight, Windows Media Player, QuickTime and Real Player)
- Slides presented using Adobe Flash and/or JPEG/GIF/PNG images
- Automatic detection and selection of available browser plugins
- Standards compliance for wide browser support, including : Internet Explorer, Firefox, Safari, Opera and Chrome
- Cross platform compatible: Windows 9x/NT/2k/XP/Vista/W7, Linux/Unix and MacOS X
- Browser based presentation editing mode
- Subtitles & Transcripts
- Slide thumbnails and summaries
- Full Multi-lingual support
- Save/Restore video position
- W3C XHTML 1.0 compliance

## Making a Live Broadcast with AutoView



## The Student's View



## The Presenter's View

## AutoView Lecture Capture Live Features :

- Uses Flash video for maximum compatibility
- Single broadcast can be relayed to many remote clients, only limited by the capacity of the server.
- Instantly updated client count so you know how many people are watching.
- Presenter can instantly trigger slide change on all clients.
- Viewers can type questions in real time via an integrated chat system.
- Chat comments are shown to users with the initiator's name.
- Chat system can handle many simultaneous users.
- Chat comments are recorded as time-indexed subtitles for later review.
- Slide change time-indexes are recorded. This allows the lecture with slides to be played later and archived.
- Cross platform, supporting: Windows, Linux, Mac OSX.
- Cross browser, supporting: Internet Explorer, Mozilla Firefox, Opera, Safari, Chrome.
- Video and chat comments are automatically recorded on the server.
- Integrated video streaming with Moodle authenticated access for all flash videos.

## AutoView Document Conversion Service Features:

- Works with PowerPoint (including Office 2007 formats) and OpenDocument formats
- Produces a full set of flash slides, thumbnails and PDF for printing
- Automatically reads and inserts the slide titles into your presentation

You can find more information, demos and pricing on the AutoView support website, <http://autoview.autotrain.org>.

Visit our website on:

<http://www.autotrain.org>

Registered No. OC317070

VAT No. (GB)865035129

AutoTrain e-Learning is a trading name of EuroMotor-AutoTrain LLP



CERTIFIED FOR:  
SOFTWARE PRODUCT DESIGN  
AND DEVELOPMENT

## How to contact us

**AutoTrain e-Learning**  
58 Jacoby Place  
Priory Road  
Birmingham  
B5 7UW  
United Kingdom

Telephone: +44 (0)121 472 2082  
+44 (0)121 414 2214

Email: [info@autotrain.org](mailto:info@autotrain.org)